

Michigan Department of Treasury
Office of Revenue and Tax Analysis
PO Box 30722
Lansing MI 48909

RE: Compliance Form 4886 for Oscoda Township, MI Transparency & Accountability

The Oscoda Township is pleased to submit form 4886 with the required documents per Public Act 268, in compliance with the State of Michigan's Transparency and Accountability Initiative.

The Oscoda Township has chosen to use a web-service for this requirement, and has partnered with Munetrix to showcase our data.

Included with this letter are the required documents for Oscoda Township's:

- Citizen's Guide to Finances including our Pension and OPEB status
- Performance Dashboard
- Debt Service Report
- Projected Budget Report

We have made the data available to the public via a link on our website; as well we will make available limited quantities of paper copies in our municipality lobby and notify residents in our periodic mailings. You will find the confirmation of our website link and various supporting transparency documentation included with this letter.

We look forward to receiving these important funds from the State of Michigan and trust you will contact us if there are any questions or concerns.

Sincerely,



Robert Stalker
Superintendent

Michigan Department of Treasury
(Recreated) 4886 (Rev. 09-16)


City, Village, and Township Revenue Sharing and County Incentive Program Certification

Issued under authority of 2016 Public Act 268. Filing is mandatory to qualify for payments.

Each city/village/township/county applying for City, Village, and Township Revenue Sharing or County Incentive Program payments must:

1. Certify to the Michigan Department of Treasury (Treasury) that the local unit listed below has produced and made available to the public a Citizen's Guide, a Performance Dashboard, a Debt Service Report, and a Projected Budget Report as required by 2016 Public Act 268. The local unit must include in any mailing of general information to its citizens, the Internet website address or the physical location where all the documents are available for public viewing in the clerk's office.
2. Submit to Treasury a Citizen's Guide, a Performance Dashboard, a Debt Service Report, and a Projected Budget Report.

This certification, along with a Citizen's Guide, a Performance Dashboard, a Debt Service Report, and a Projected Budget Report, **must be received by December 1, 2016**, (or the first day of a payment month) in order to qualify for that month's payment. Postmark dates will not be considered. For questions, call 517-373-2697.

PART 1: LOCAL UNIT INFORMATION			
Local Unit Name Oscoda Township		Local Unit County Name Iosco County	
Local Unit Code 351060		Contact E-Mail Address admin@oscodatownshipmi.gov	
Contact Name Tammy Kline	Contact Title Executive Secretary	Contact Telephone Number 9897393211	Extension
Website Address, if reports are available online http://munetrix.com/sections/data/municipal.php?MuniID=1486&Type=Township			Current Fiscal Year End Date 2016-12-31
PART 2: CITIZEN'S GUIDE			
Check any of the following that apply:			
[] The local unit has elected to use Treasury's online Citizen's Guide to comply with the legislative requirements. Therefore, a copy of the Citizen's Guide will not be submitted to Treasury.			
[✓] The local unit does not have any unfunded pensions or other post employment benefits (OPEB).			
PART 3: CERTIFICATION			
<i>In accordance with 2016 Public Act 268, the undersigned hereby certifies to Treasury that the above mentioned local unit 1) has produced a Citizen's Guide, a Performance Dashboard, a Debt Service Report, and a Projected Budget Report and 2) will include in any mailing of general information to our citizens, the Internet website address or the physical location where all the documents are available for public viewing in the clerk's office. The Citizen's Guide, Performance Dashboard, Debt Service Report, and Projected Budget Report are attached to this signed certification, unless otherwise noted in Part 2.</i>			
Chief Administrative Officer Signature (as defined in MCL 141.422b) 		Printed Name of Chief Administrative Officer (as defined in MCL 141.422b) Robert Stalker	
Title Superintendent		Date January 25, 2017	

Completed and signed form (including required attachments) should be e-mailed to: **TreasRevenueSharing@michigan.gov**
If you are unable to submit via e-mail, fax to 517-335-3298 or mail the completed form and required attachments to:

Michigan Department of Treasury
Office of Revenue and Tax Analysis
PO Box 30722
Lansing MI 48909

TREASURY USE ONLY		
CVTRS/CIP Eligible Y N	Certification Received	Citizen's Guide Received
Performance Dashboard Received	Debt Service Report Received	Projected Budget Report Received
Final Certification	CVTRS/CIP Notes	

General Info

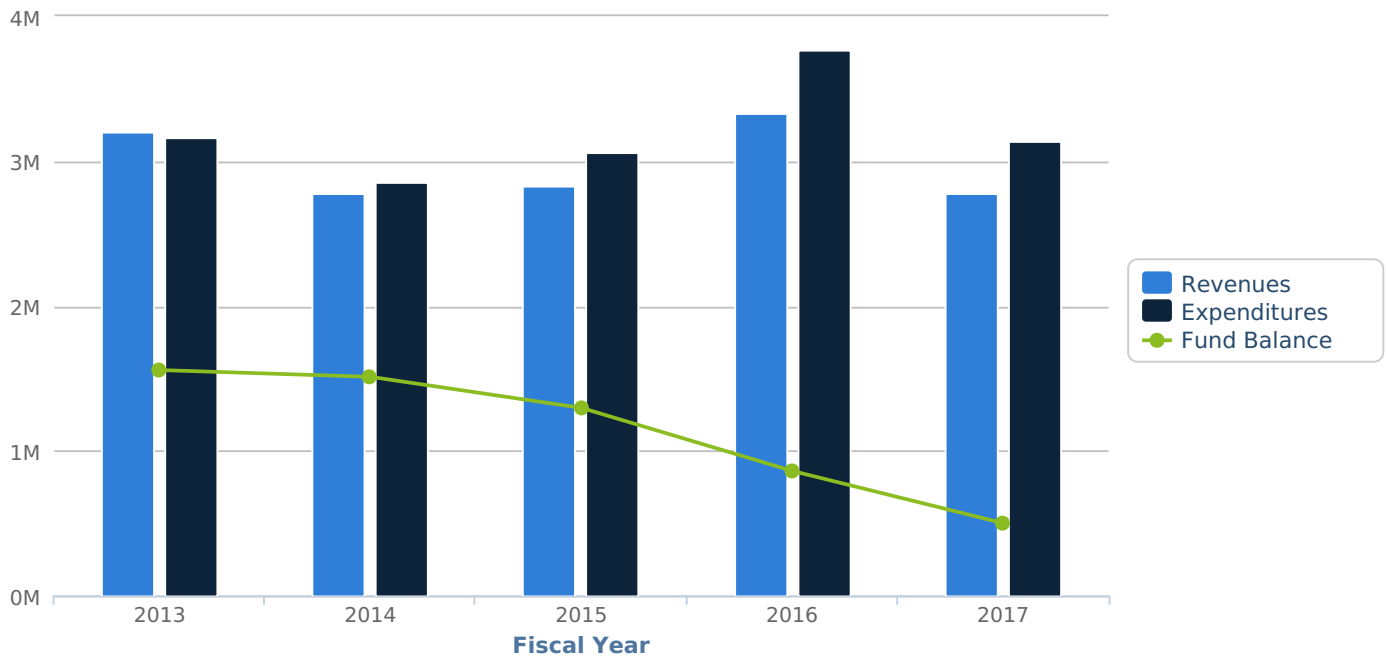
Name	Type	Fiscal Year End	Population (2010)	Phone	Website
Oscoda	Township	December	6,980	(989) 739-3211	http://www.oscodatownshipmi.gov/

Multi-Year General Fund Only

Year	Data Status	Fiscal Score	Population	General Fund Revenues	General Fund Expenditures	*Available Fund Balance	Taxable Value
2017	Forecast	3	6,880	\$2,773,485	\$3,133,985	\$499,559	\$271,699,562
2016	Amended Budget	1	6,880	\$3,337,525	\$3,772,805	\$860,059	\$285,150,907
2015	Historic	2	6,861	\$2,827,692	\$3,063,181	\$1,295,339	\$288,888,424
2014	Historic	3	6,872	\$2,784,382	\$2,858,507	\$1,509,725	\$283,132,126
2013	Historic	2	6,857	\$3,207,905	\$3,169,487	\$1,556,743	\$282,949,237

*Available Fund Balance includes Committed, Assigned, and Unassigned Funds. It excludes Nonspendable and Restricted Funds.

How We Have Managed Our Resources



Fiscal Year Assumptions Notes

2017 Notes:

General Fund

1. Modest decrease in taxable value
2. Continuing reliance on substantial beginning cash balance
3. Increased contribution from Old Orchard Park
4. Historically small increase in health care coverage costs
5. No increase in defined benefit retirement contribution due to benefit change
6. No initial allocation for addressing meeting room/building needs
7. MNRTF bicycle path contribution deferred from 2016

2017 Notes:

Property Operation and Maintenance Fund

1. Decreased lease revenue due to anticipated building vacancies
2. Corresponding need to increase beginning cash balance
3. Continue contracting for lawn maintenance and mowing services
4. Maintain contributions to General and Community Center funds
5. Reflects operation of new and expanded Veterans Administration Clinic

2017 Notes:

Sewer Fund

1. Impacted significantly by SAW grant program implementation in terms of both revenues and expenditures.
2. Assumes that SRF wastewater treatment improvement project is completed in 2016
3. Includes additional debt payments as compared to previous years to address payment of debt obligations relating to wastewater improvement project.

Water Fund

1. Assumes implementation of USDA funded water main extensions to mitigate the effects of groundwater contamination in selected areas

Financial Statement

Including General Fund only

Balance Sheet

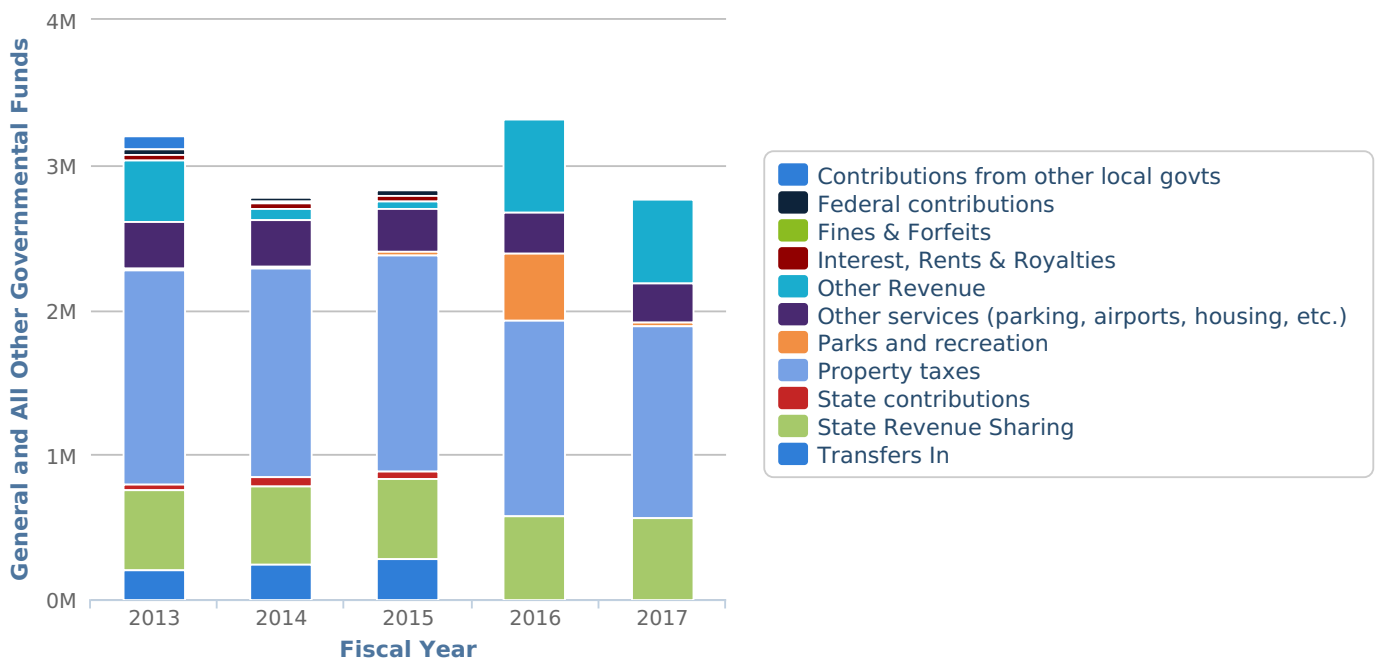
Category Name	2017	2016	2015	2014	2013
Fund Equity	\$499,559	\$860,059	\$1,312,990	\$1,548,479	\$1,622,604
Total Assets	N/A	N/A	\$2,963,598	\$3,144,610	\$3,225,362
Total Liabilities	\$0	N/A	\$1,650,608	\$1,596,131	\$1,602,758

*Fund Equity includes all five fund types: Committed, Assigned, Unassigned, Nonspendable and Restricted Funds.

Revenues

Category Name	2017	2016	2015	2014	2013
Contributions from other local govts					\$101,331
Federal contributions	\$2,000	\$2,000	\$31,688	\$37,827	\$30,036
Fines & Forfeits			\$7,793	\$9,437	\$4,164
Interest, Rents & Royalties	\$500	\$21,800	\$32,949	\$38,855	\$40,730
Other Revenue	\$579,125	\$639,825	\$58,458	\$80,587	\$423,286
Other services (parking, airports, housing, etc.)	\$276,960	\$275,750	\$294,145	\$310,354	\$314,784
Parks and recreation	\$20,000	\$464,950	\$23,564	\$21,475	\$17,551
Property taxes	\$1,332,400	\$1,355,200	\$1,490,389	\$1,435,503	\$1,477,085
State contributions			\$57,703	\$60,279	\$46,389
State Revenue Sharing	\$562,500	\$578,000	\$544,103	\$548,270	\$540,839
Transfers In			\$286,900	\$241,795	\$211,710
Total	\$2,773,485	\$3,337,525	\$2,827,692	\$2,784,382	\$3,207,905

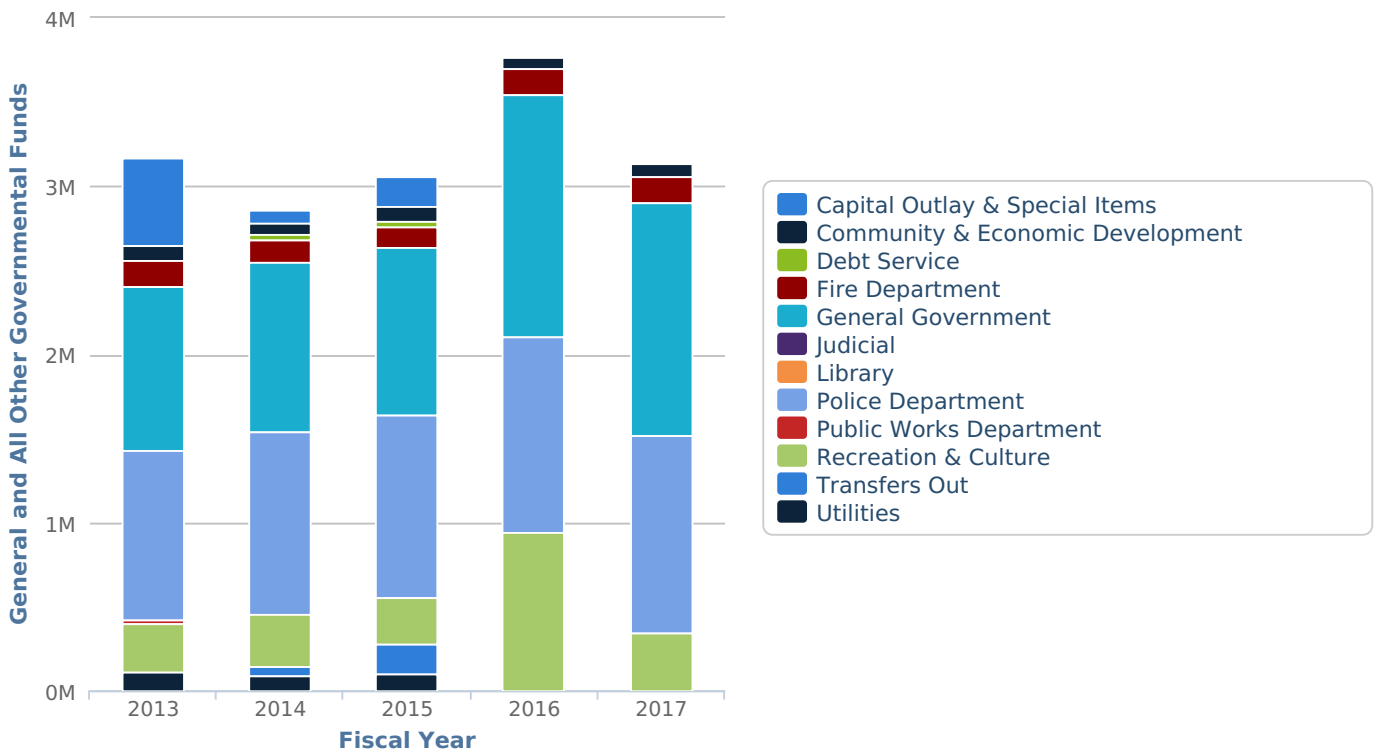
Where The Money Comes From



Expenses

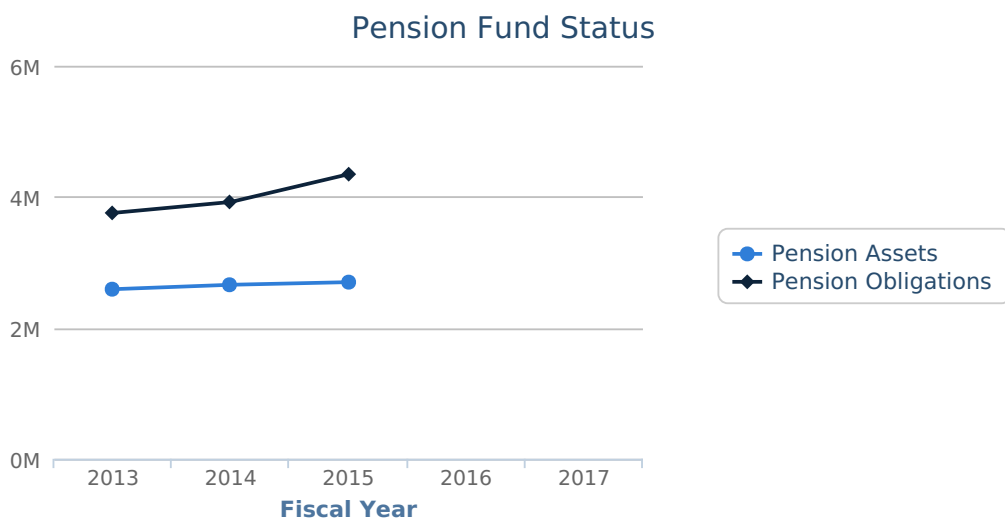
Category Name	2017	2016	2015	2014	2013
Capital Outlay & Special Items	\$0		\$177,445	\$75,419	\$517,625
Community & Economic Development	\$72,070	\$68,810	\$91,239	\$68,981	\$95,576
Debt Service	\$0		\$33,282	\$33,283	
Fire Department	\$157,700	\$156,950	\$123,332	\$137,036	\$150,066
General Government	\$1,388,765	\$1,440,305	\$999,540	\$1,002,709	\$973,197
Judicial	\$0				
Library	\$0				
Police Department	\$1,174,770	\$1,165,035	\$1,080,068	\$1,082,444	\$1,017,127
Public Works Department	\$0				\$12,360
Recreation & Culture	\$340,680	\$941,705	\$284,844	\$315,229	\$290,075
Transfers Out	\$0		\$178,451	\$53,338	
Utilities	\$0		\$94,980	\$90,068	\$113,461
Total	\$3,133,985	\$3,772,805	\$3,063,181	\$2,858,507	\$3,169,487

How The Money Is Spent

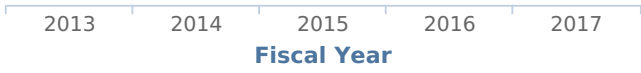


Supplementary Information (Pension / OPEB)

Category Name	2017	2016	2015	2014	2013
Pensions Actuarial Liability	N/A	N/A	\$4,344,923	\$3,921,232	\$3,753,826
Pension Fund Assets	N/A	N/A	\$2,696,761	\$2,656,739	\$2,589,177
OPEB Actuarial Liability	N/A	N/A	N/A	N/A	N/A
OPEB Fund Assets	N/A	N/A	N/A	N/A	N/A



Other Post-Employment Benefit Fund Status



Fund Equity Detail

Category Name	2017	2016	2015	2014	2013
Assigned	\$0		\$435,580	\$440,510	\$333,950
Committed	\$0				\$25,526
Nonspendable	\$0		\$17,651	\$38,754	\$65,861
Restricted	\$0				
Unassigned	\$499,559	\$860,059	\$859,759	\$1,069,215	\$1,197,267

Copyright © 2017 Munetrix, LLC. All rights reserved.

Fiscal Stability	2014	2015	Progress
Fiscal Distress Indicator Score	3	2	↑
Annual General Fund expenditures per capita	\$416	\$446	↓
Fund balance as % of General Fund Revenues i	54.2%	45.8%	↓
Debt burden per capita i	\$56.0	\$34.9	↓

Economy & Financial Health	2014	2015	Progress
Population	6,872	6,861	↔
Taxable Value (100k)	\$283,132	\$288,888	↑

Public Safety	2014	2015	Progress
Crimes against persons per thousand residents i	8.4	10.5	↓
Crimes against property per thousand residents i	37.0	23.8	↑
Crimes against society per thousand residents i	28.2	24.8	↑
Other crimes per thousand residents i	27.9	16.3	↑

School District Enrollment	2014	2015	Progress
Oscoda Area Schools	1,264	1,238	↓

[Print](#)

Oscoda Township
Local Code: 35-1060
Debt Service Summary Report

Bank Loans

Fiscal Years

Name	2016	2017	2018	2019
Fire Truck:	33,283	33,283	33,283	33,283
Subtotal for Bank Loans	\$33,283	\$33,283	\$33,283	\$33,283

Bonds & contracts payable

Fiscal Years

Name	2016	2017	2018	2019
2011 Bond Sewer Lagoon: 2011	166,630	172,946	178,972	183,709
Capital Improvement Bonds WWTL: 2015B	57,384	60,562	59,938	59,188
Estimated Clean Water Program Schedule:	10,252	88,638	86,763	84,888
Subtotal for Bonds & contracts payable	\$234,266	\$322,147	\$325,673	\$327,785
Total Principal & Interest	\$267,549	\$355,429	\$358,955	\$361,068

Oscoda Township Complete Debt Report for Fire Truck:

Issuance Information

Debt Type: Bank Loans
Activity Type: Government
Repayment Source: Tax-Backed
Issuance Date: 2013-04-24
Issuance Amount: \$292,954
Maturing Through: 2023
Principal Maturity Range: \$26,280 - \$32,505

Payment Schedule

<u>Date Due</u>	<u>Principal</u>	<u>Interest</u>	<u>Payment</u>	<u>Balance</u>
2016-12-31	27,552.20	5,730.35	33,282.55	\$212,211.53
2017-12-31	28,210.70	5,071.86	33,282.56	\$184,000.83
2018-12-31	28,884.94	4,397.62	33,282.56	\$155,115.89
2019-12-31	29,575.29	3,707.27	33,282.56	\$125,540.60
2020-12-31	30,282.14	3,000.42	33,282.56	\$95,258.46
2021-12-31	31,005.88	2,276.68	33,282.56	\$64,252.58
2022-12-31	31,746.92	1,535.64	33,282.56	\$32,505.66
2023-12-31	32,505.66	776.89	33,282.55	
<hr/>				
Totals	\$239,763.73	\$26,496.73	\$266,260.46	

Oscoda Township Complete Debt Report for 2011 Bond Sewer Lagoon: 2011

Issuance Information

Debt Type: Bonds & contracts payable
Activity Type: Business-type/Enterprise
Repayment Source: Revenue - Sewer
Issuance Date: 2011-09-28
Issuance Amount: \$2,024,000
Maturing Through: 2024
Principal Maturity Range: \$46,000 - \$121,000
Registrar / Agent: Capital One Funding LLC
Series: 2011
Comments: Refunding bonds, Series 2011 Limited Tax General Obligation

Payment Schedule

<u>Date Due</u>	<u>Interest Rate</u>	<u>Principal</u>	<u>Interest</u>	<u>Payment</u>	<u>Balance</u>
2016-05-01	2.89%	63,000.00	21,270.40	84,270.40	\$1,409,000.00
2016-11-01	2.89%	62,000.00	20,360.05	82,360.05	\$1,347,000.00
2017-05-01	2.89%	68,000.00	19,464.15	87,464.15	\$1,279,000.00
2017-11-01	2.89%	67,000.00	18,481.55	85,481.55	\$1,212,000.00
2018-05-01	2.89%	73,000.00	17,513.40	90,513.40	\$1,139,000.00
2018-11-01	2.89%	72,000.00	16,458.55	88,458.55	\$1,067,000.00
2019-05-01	2.89%	78,000.00	15,418.15	93,418.15	\$989,000.00
2019-11-01	2.89%	76,000.00	14,291.05	90,291.05	\$913,000.00
2020-05-01	2.89%	83,000.00	13,192.05	96,192.05	\$830,000.00
2020-11-01	2.89%	80,000.00	11,993.50	91,993.50	\$750,000.00
2021-05-01	2.89%	89,000.00	10,837.50	99,837.50	\$661,000.00
2021-11-01	2.89%	83,000.00	9,551.45	92,551.45	\$578,000.00
2022-05-01	2.89%	93,000.00	8,352.10	101,352.10	\$485,000.00
2022-11-01	2.89%	87,000.00	7,008.25	94,008.25	\$398,000.00
2023-05-01	2.89%	100,000.00	5,751.10	105,751.10	\$298,000.00
2023-11-01	2.89%	93,000.00	4,306.10	97,306.10	\$205,000.00
2024-05-01	2.89%	105,000.00	2,962.25	107,962.25	\$100,000.00
2024-11-01	2.89%	100,000.00	1,445.00	101,445.00	

Totals	\$1,472,000.00	\$218,656.60	\$1,690,656.60
--------	----------------	--------------	----------------

**Oscoda Township
Complete Debt Report for
Capital Improvement Bonds WWTL: 2015B**

Issuance Information

Debt Type: Bonds & contracts payable
Activity Type: Government
Repayment Source: Revenue - Sewer
Issuance Date: 2015-09-07
Issuance Amount: \$530,000
Maturing Through: 2025
Principal Maturity Range: \$45,000 - \$60,000
Series: 2015B

Payment Schedule

<u>Date Due</u>	<u>Interest Rate</u>	<u>Principal</u>	<u>Interest</u>	<u>Payment</u>	<u>Balance</u>
2016-05-01			6,866.22	6,866.22	\$530,000.00
2016-11-01	1.050%	45,000.00	5,517.50	50,517.50	\$485,000.00
2017-05-01			5,281.25	5,281.25	\$485,000.00
2017-11-01	1.25%	50,000.00	5,281.25	55,281.25	\$435,000.00
2018-05-01			4,968.75	4,968.75	\$435,000.00
2018-11-01	1.5%	50,000.00	4,968.75	54,968.75	\$385,000.00
2019-05-01			4,593.75	4,593.75	\$385,000.00
2019-11-01	1.75%	50,000.00	4,593.75	54,593.75	\$335,000.00
2020-05-01			4,156.25	4,156.25	\$335,000.00
2020-11-01	1.9%	50,000.00	4,156.25	54,156.25	\$285,000.00
2021-05-01			3,681.25	3,681.25	\$285,000.00
2021-11-01	2.05%	55,000.00	3,681.25	58,681.25	\$230,000.00
2022-05-01			3,117.50	3,117.50	\$230,000.00
2022-11-01	2.3%	55,000.00	3,117.50	58,117.50	\$175,000.00
2023-05-01			2,485.00	2,485.00	\$175,000.00
2023-11-01	2.6%	55,000.00	2,485.00	57,485.00	\$120,000.00
2024-05-01			1,770.00	1,770.00	\$120,000.00
2024-11-01	2.85%	60,000.00	1,770.00	61,770.00	\$60,000.00
2025-05-01			915.00	915.00	\$60,000.00
2025-11-01	3.05%	60,000.00	915.00	60,915.00	
Totals		\$530,000.00	\$74,321.22	\$604,321.22	

**Oscoda Township
Complete Debt Report for
Estimated Clean Water Program Schedule:**

Issuance Information

Debt Type: Bonds & contracts payable
Activity Type: Government
Repayment Source: Revenue - Sewer
Issuance Date: 2015-09-17
Issuance Amount: \$2,015,000
Maturing Through: 2036
Principal Maturity Range: \$75,000 - \$115,000
Internal Tracking ID: 5601-01
Comments: State Revolving Fund

Payment Schedule

<u>Date Due</u>	<u>Interest Rate</u>	<u>Principal</u>	<u>Interest</u>	<u>Payment</u>	<u>Balance</u>
2016-04-01	2.5%		2,964.19	2,964.19	\$1,865,000.00
2016-10-01	2.5%		7,287.94	7,287.94	\$1,865,000.00
2017-04-01	2.5%	75,000.00	7,287.94	82,287.94	\$1,790,000.00
2017-10-01	2.5%		6,350.44	6,350.44	\$1,790,000.00
2018-04-01	2.5%	75,000.00	6,350.44	81,350.44	\$1,715,000.00
2018-10-01	2.5%		5,412.94	5,412.94	\$1,715,000.00
2019-04-01	2.5%	75,000.00	5,412.94	80,412.94	\$1,640,000.00
2019-10-01	2.5%		4,475.44	4,475.44	\$1,640,000.00
2020-04-01	2.5%	80,000.00	4,475.44	84,475.44	\$1,560,000.00
2020-10-01	2.5%		3,475.44	3,475.44	\$1,560,000.00
2021-04-01	2.5%	80,000.00	3,475.44	83,475.44	\$1,480,000.00
2021-10-01	2.5%		2,475.44	2,475.44	\$1,480,000.00
2022-04-01	2.5%	80,000.00	2,475.44	82,475.44	\$1,400,000.00
2022-10-01	2.5%		1,475.44	1,475.44	\$1,400,000.00
2023-04-01	2.5%	85,000.00	1,475.44	86,475.44	\$1,315,000.00
2023-10-01	2.5%		412.94	412.94	\$1,315,000.00
2024-04-01	2.5%	85,000.00	412.94	85,412.94	\$1,230,000.00
2024-10-01	2.5%		-649.56	-649.56	\$1,230,000.00
2025-04-01	2.5%	90,000.00	-649.56	89,350.44	\$1,140,000.00
2025-10-01	2.5%		-1,774.56	-1,774.56	\$1,140,000.00
2026-04-01	2.5%	90,000.00	-1,774.56	88,225.44	\$1,050,000.00

2026-10-01	2.5%		-2,899.56	-2,899.56	\$1,050,000.00
2027-04-01	2.5%	95,000.00	-2,899.56	92,100.44	\$955,000.00
2027-10-01	2.5%		-4,087.06	-4,087.06	\$955,000.00
2028-04-01	2.5%	95,000.00	-4,087.06	90,912.94	\$860,000.00
2028-10-01	2.5%		-5,274.56	-5,274.56	\$860,000.00
2029-04-01	2.5%	100,000.00	-5,274.56	94,725.44	\$760,000.00
2029-10-01	2.5%		-6,524.56	-6,524.56	\$760,000.00
2030-04-01	2.5%	100,000.00	-6,524.56	93,475.44	\$660,000.00
2030-10-01	2.5%		-7,774.56	-7,774.56	\$660,000.00
2031-04-01	2.5%	105,000.00	-7,774.56	97,225.44	\$555,000.00
2031-10-01	2.5%		-9,087.06	-9,087.06	\$555,000.00
2032-04-01	2.5%	105,000.00	-9,087.06	95,912.94	\$450,000.00
2032-10-01	2.5%		-10,399.56	-10,399.56	\$450,000.00
2033-04-01	2.5%	110,000.00	-10,399.56	99,600.44	\$340,000.00
2033-10-01	2.5%		-11,774.56	-11,774.56	\$340,000.00
2034-04-01	2.5%	110,000.00	-11,774.56	98,225.44	\$230,000.00
2034-10-01	2.5%		-13,149.56	-13,149.56	\$230,000.00
2035-04-01	2.5%	115,000.00	-13,149.56	101,850.44	\$115,000.00
2035-10-01	2.5%		-14,587.06	-14,587.06	\$115,000.00
2036-04-01	2.5%	115,000.00	-14,587.06	100,412.94	

Totals		\$1,865,000.00	\$-110,268.21	\$1,754,731.79	
--------	--	----------------	---------------	----------------	--

